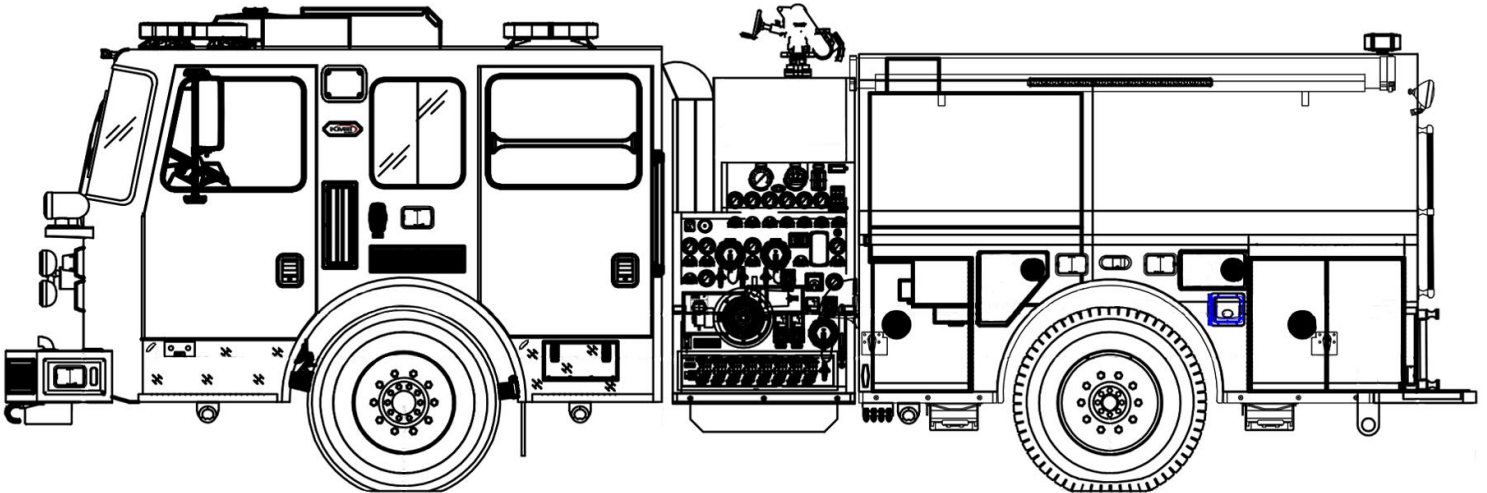




MORNINGSIDE (MD) SEVERE SERVICE PUMPER

Truck # 11494



CHASSIS

- KME Severe Service XMFD with flat roof
- Cummins X12 engine, 500HP; Allison 4000 EVS transmission
- USSC Valor seating for (6) firefighters
- 110,000 PSI galvanized double frame rail
- Hendrickson STEERTEK 24,000-pound front axle and suspension
- Hendrickson FIREMAAX EX 24,000-pound air ride rear suspension
- 112" overall height
- 28' 4" overall length
- 163" wheelbase

BODY FEATURES

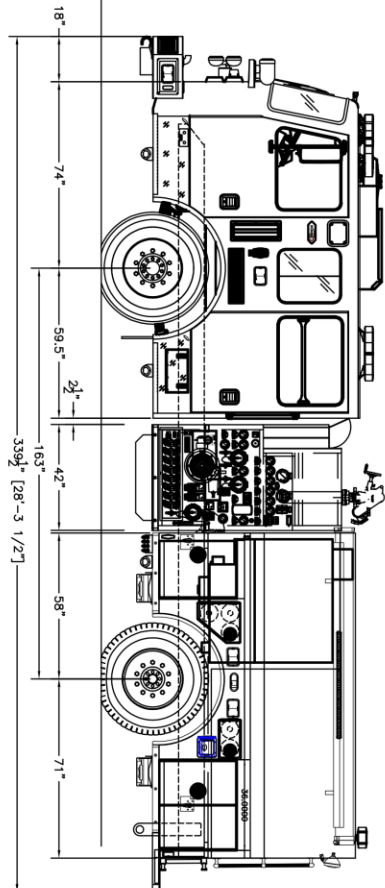
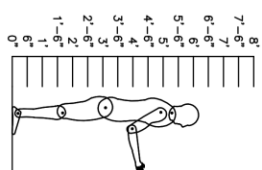
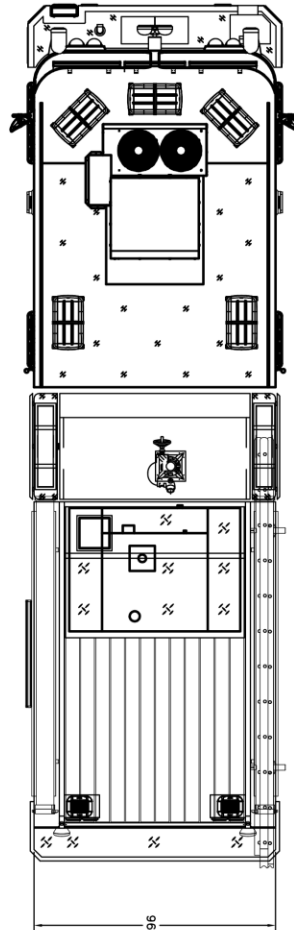
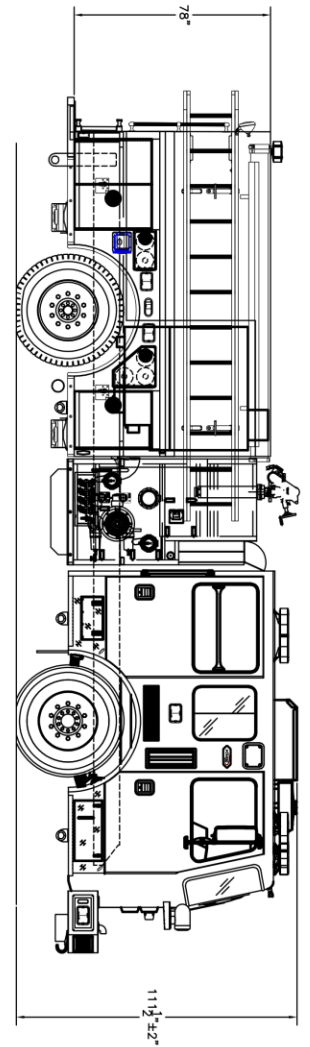
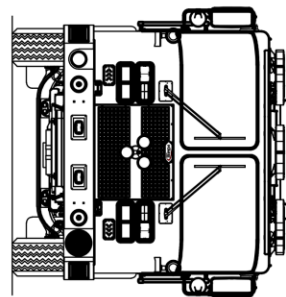
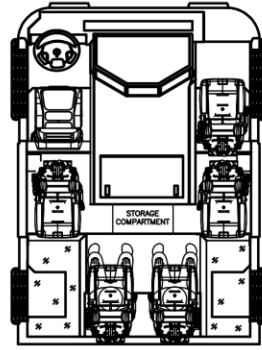
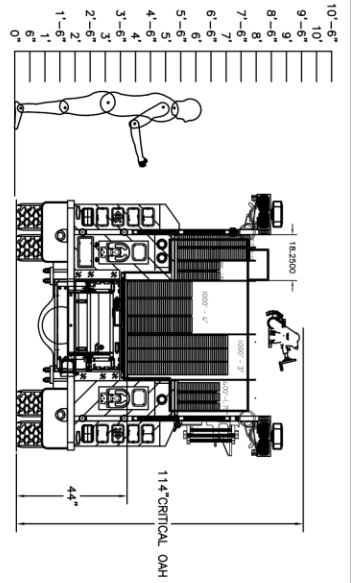
- (10) SCBA cylinder compartments in fender area
- Flex 304L stainless steel
- Ultra-low hose bed with T style water tank
- Officer side aluminum ladder mounting brackets

PUMP & PLUMBING

- HALE DSD 1250 GPM single stage pump
- 500-gallon water tank
- TFT deck gun
- Akron electric valves

ELECTRIC & WARNING

- Roto-Ray LED rotating light mounted on front of cab
- Whelen warning light system
- HiViz Firetech brow and scene lights
- Hannay booster reel
- Unity spotlights on rear body stanchions



KME SEVERE SERVICE
 96" W SEVERE SERVICE XMFD FLAT ROOF
 AXLES: 24,000# FRONT/24,000# REAR
 PUMP: HALE DSD 1250 GPM SINGLE STAGE
 WATER TANK: 500 GALLONS POLY
 BODY TYPE: 129" FLEX 304L STAINLESS STEEL

THIS DRAWING IS A GENERAL
 REPRESENTATION AND MAY NOT
 BE USED FOR CONSTRUCTION
 WITHOUT THE CONTRACTOR'S
 CONSULTATION AND APPROVAL.
 CONTACT THE DRAWING
 ENGINEER FOR ANY
 CHANGES OR
 REVISIONS.

CUSTOMER APPROVAL:

NAME: _____
 TITLE: _____
 DATE: _____

REV	DATE	REVISION DESCRIPTION	APP'D
REV C	4/29/2022	UPDATED TO PR AND CHANGE ORDERS	JAE

SALES ENGINEER : JARED ECKHOFF

DIMENSIONS ARE APPROXIMATE & MAY VARY DUE TO BUILD ADJUSTMENTS
 SCALE: NONE
 DWG SIZE: DRAWN BY: LABORERS
 APPROVED BY: JAE
 DATE: 08/11/2021

KME CUSTOM PUMPER
 MORNINGSIDE, MD

GSO# 11494



KME
 ONE INDUSTRIAL COMPLEX - NESHANING, PA 18640