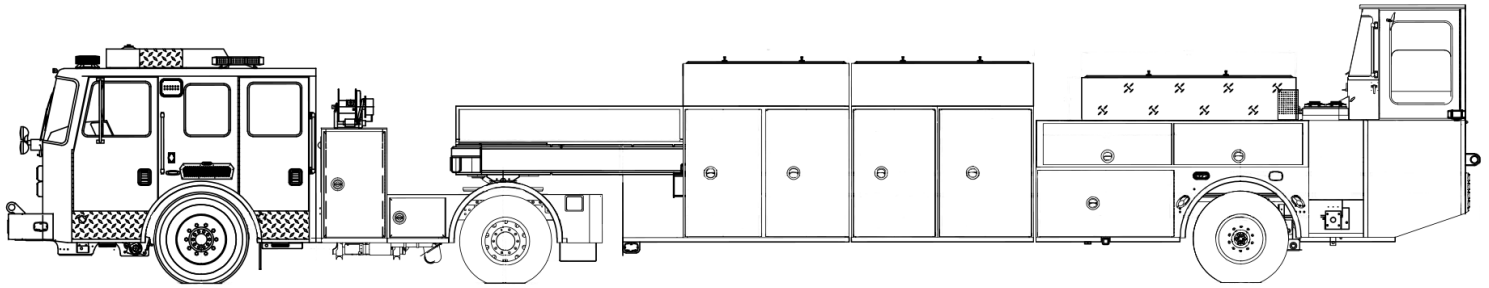




**ASHEVILLE (NC)**

## **TRACTOR DRAWN RESCUE**

Truck # 11463



### **CHASSIS**

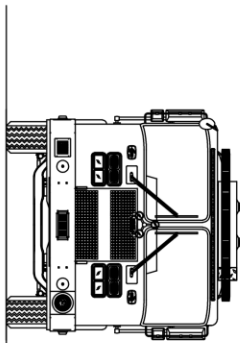
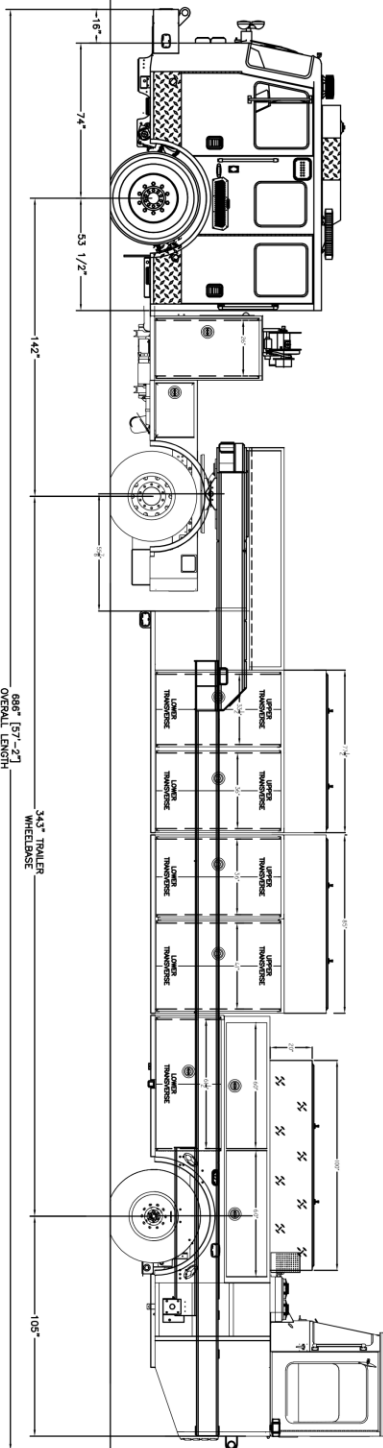
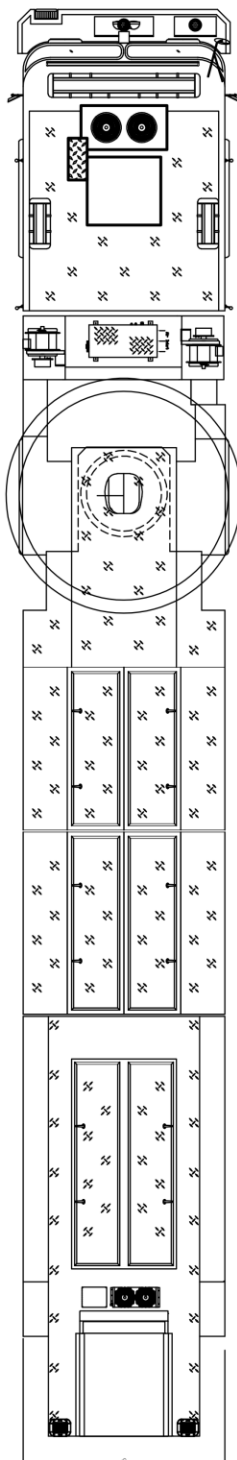
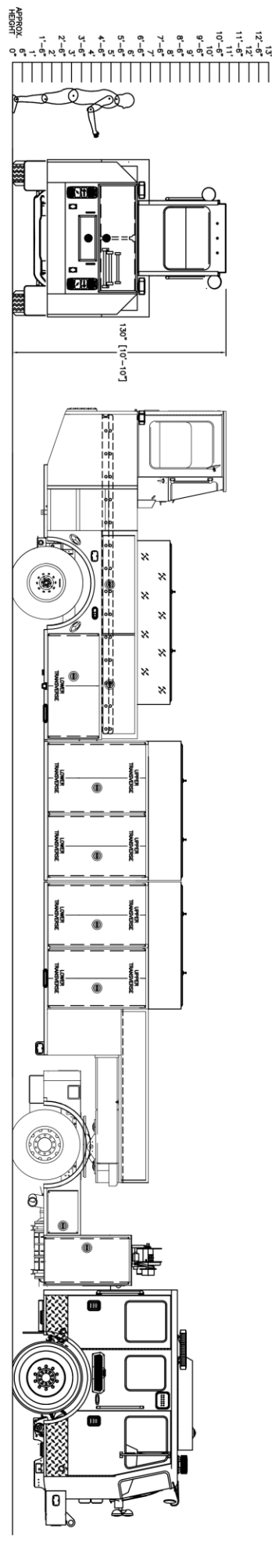
- KME Severe Service MFD 96"-wide cab with flat roof
- Cummins X12 engine, 500HP; Allison 4000 EVS transmission
- Bostrom seating for (6)
- 110,000 PSI double frame rail
- Hendrickson STEERTEK NXT 20,000-pound front axle and suspension
- Meritor rear axle with 31,000-pound Hendrickson FIREMAAX EX suspension
- Hendrickson STEERTEK NXT 23,000-pound front axle and suspension tiller axle
- 130" overall height
- 57' 2" overall length
- 142" tractor wheelbase; 343" trailer wheelbase

### **BODY FEATURES**

- 1/8" aluminum body
- Upper and lower transverse compartments
- (4) SCBA cylinder compartments in fender area
- Individual compartment at center rear of trailer is 24 inches deep
- Tiller cab with Bostrom Sierra seat and sliding doors
- Rear ladder tunnel storage
- Tapered rear of trailer for increased angle of departure
- Five 20"-deep compartments on top of body

### **ELECTRIC & WARNING**

- Roto-Ray LED rotating light and dual Mars lights on front of cab
- Whelen warning light system
- HiViz FireTech brow and scene lights
- Hannay electric cord reel on top of driver side and officer side locker compartments
- Harrison 10KW hydraulic generator



CAB: 96" SEVERE SERVICE MFD FLAT ROOF  
ENGINE & TRANS: CUMMINS X12 500 / ALLISON 4000 EVS  
AXLES: 23,000 LB. STEER/23,000 LB. / 23,000 LB. STEER/TEK  
GENERATOR: HARRISON PTO/HYD. / 10,000 WATT

THIS DRAWING IS A GENERAL  
CONCEPTUAL DRAWING AND NOT  
A CONTRACT DOCUMENT. IT IS NOT  
TO BE USED FOR BIDDING OR  
CONSTRUCTION. OTHER DRAWINGS  
PENDING.

# CUSTOMER APPROVAL:

NAME:	
TITLE:	
DATE:	

DATE:	
DATE:	
DATE:	

DATE:	
DATE:	
DATE:	

DATE:	
DATE:	
DATE:	

DATE:	
DATE:	
DATE:	

ONE INDUSTRIAL COMPLEX - KNEE  
RESQUERONG, PA 18840

