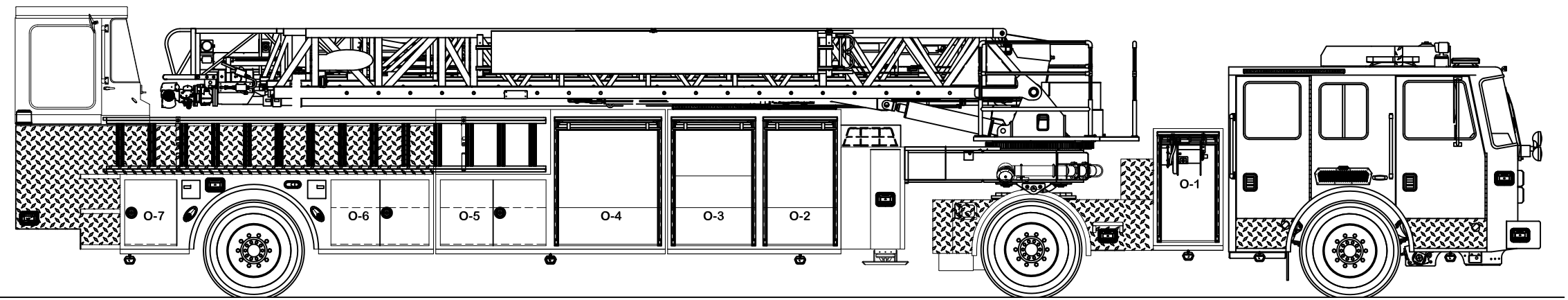



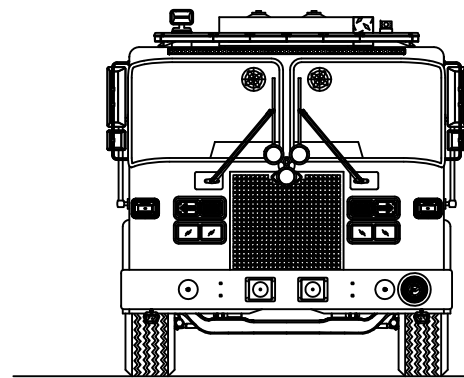
REAR VIEW



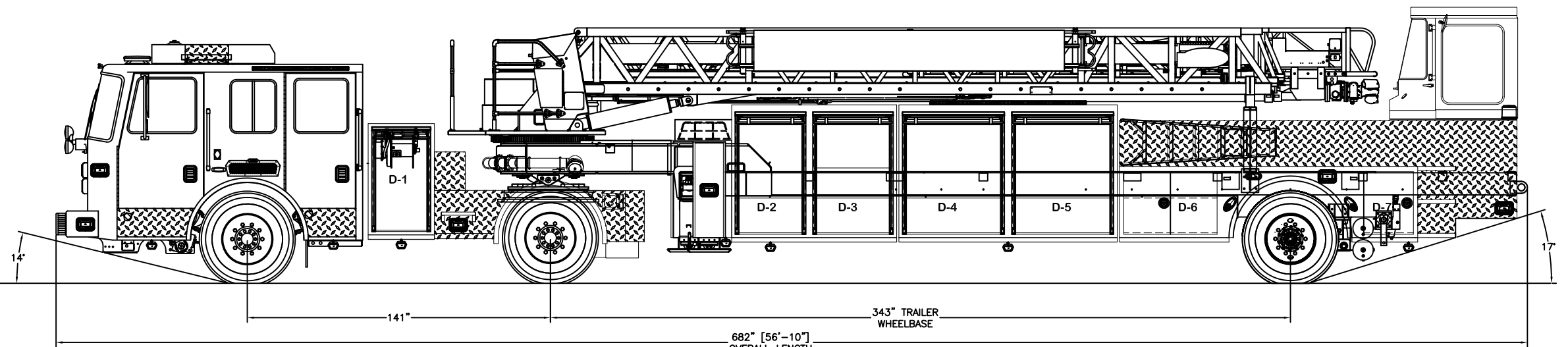
OFFICERS SIDE VIEW



TOP VIEW



FRONT VIEW



DRIVERS SIDE VIEW

CAB: 96"W SEVERE SERVICE MFD FLAT ROOF  
 ENGINE & TRANS. CUMMINS ISX12 500 /ALLISON 4000 EVS  
 AXLES: 22,500# FRONT/31,000# REAR/ 23,000# TILLER  
 PUMP: N/A  
 WATER TANK: N/A

THIS DRAWING IS A GENERAL  
 CONFIGURATION AND MAY NOT  
 NECESSARILY REFLECT ALL  
 CONTRACTUAL REQUIREMENTS.  
 CONTRACT SPECIFICATIONS SHALL  
 PREVAIL OVER DRAWING.

CUSTOMER APPROVAL:

NAME: \_\_\_\_\_  
 TITLE: \_\_\_\_\_  
 DATE: \_\_\_\_\_

SYM	DATE	REVISION DESCRIPTION	APP'D
B	5/13/2019	REVISED AS PER BODY RELEASE	MAB
A	10/8/2018	REVISED DURING PRE-CON MEETING	MB

SALES ENGINEER : MARK BOYLE

DIMENSIONS ARE APPROXIMATE & MAY VARY DUE TO BUILD ADJUSTMENTS			
SCALE	DWG SIZE	DRAWN BY	DATE
NONE	B	Z.ZSCHUNKE	3/28/18
		APPROVED BY	P.HOHERCHAK
101' TRACTOR DRAWN AERIAL LADDER			
CITY OF QUINCY, MA			
GSO #11011			



KME  
 ONE INDUSTRIAL COMPLEX - NESQUEHONING, PA 18240