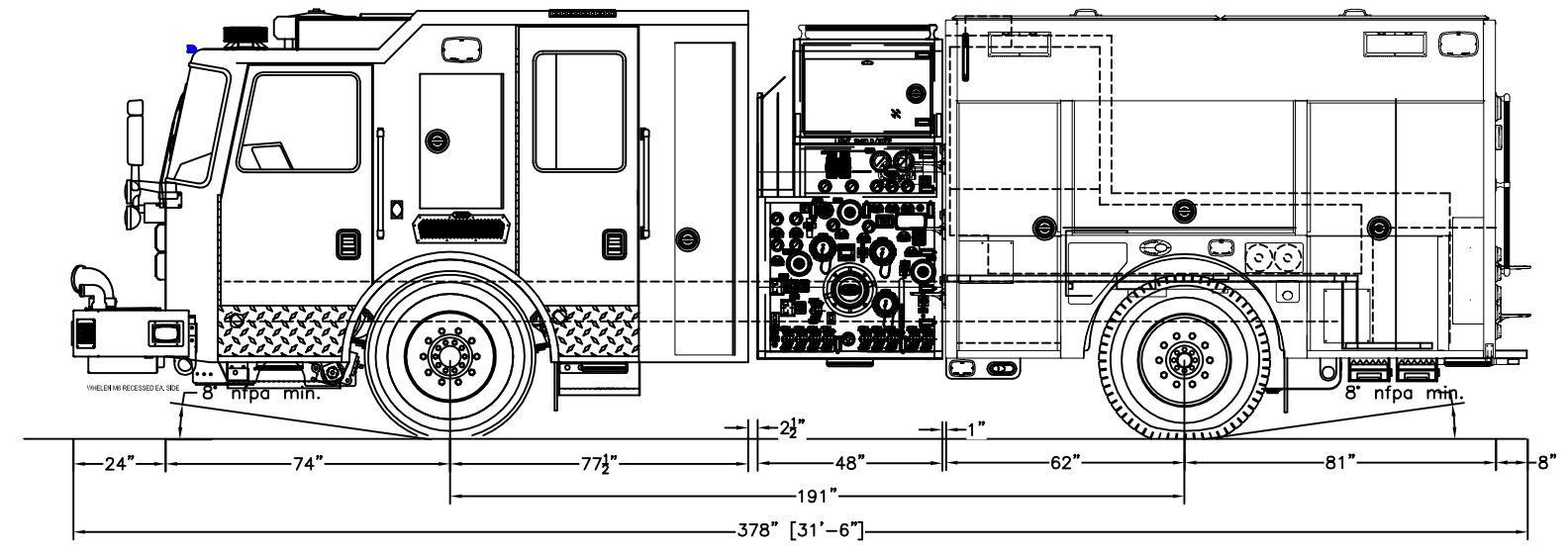
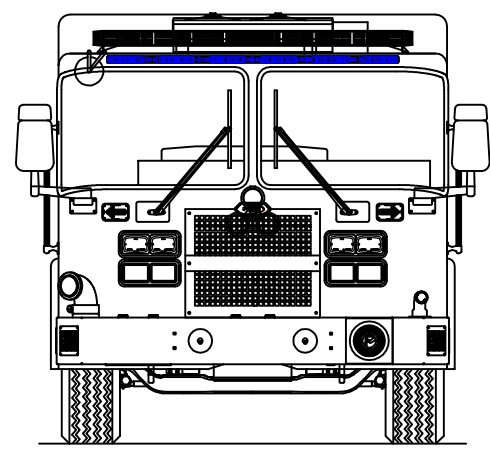
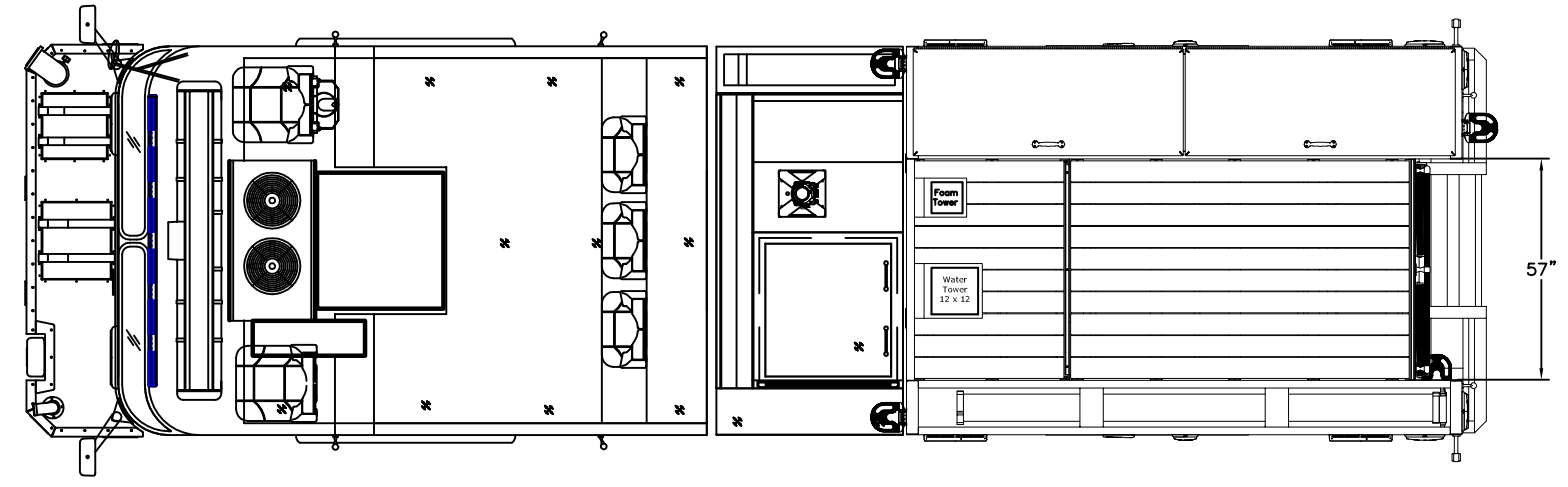
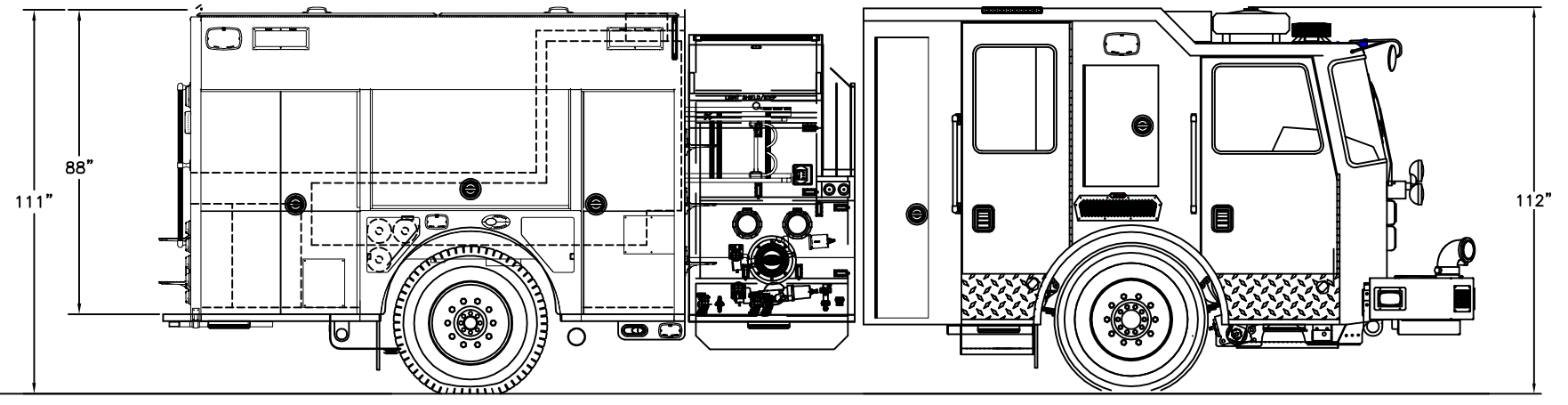
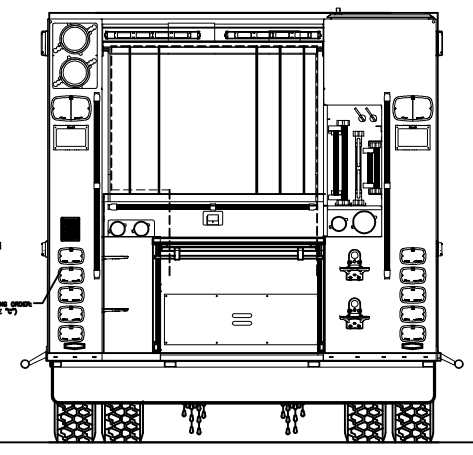
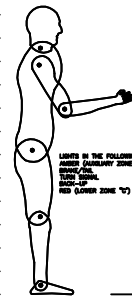


12'
11'-6"
11'
10'-6"
10'
9'-6"
9'
8'-6"
8'
7'-6"
7'
6'-6"
6'
5'-6"
5'
4'-6"
4'
3'-6"
3'
2'-6"
2'
1'-6"
1'
6"
0"



CAB: 100"W KME SEVERE SERVICE XLFD 10" RR
ENGINE & TRANS: CUMMINS L9 450 HP/ALLISON 3000 EVS
AXLES: 20,000# FRONT/24,000# REAR
PUMP: HALE QMAX-150 1500 GPM SINGLE STAGE PUMP
WATER TANK: 500 GALLONS POLY W/30 GALLONS FOAM
BODY TYPE: 143" PUMPER 12ga STAINLESS STEEL
FOAM SYSTEM: FOAMPRO 2001

THIS DRAWING IS A GENERAL CONFIGURATION AND MAY NOT NECESSARILY REFLECT ALL CONTRACTUAL REQUIREMENTS. CONTRACT SPECIFICATIONS SHALL PREVAIL OVER DRAWING.

CUSTOMER APPROVAL:
NAME: _____
TITLE: _____
DATE: _____

SYM	DATE	REVISION DESCRIPTION	APP'D
D	4/3/2019	UPDATED TO CHANGE ORDER #6	JAE
C	2/15/2019	ADDED BODY ASSEMBLY	JAE
B	2/13/2019	ADDED PUMPHOUSE LAYOUT FROM TRANSFER FILE	JAE
A	11/5/2018	REVISED WATER TANK TO 500 GALLONS	MJH

SALES ENGINEER : TBD

DIMENSIONS ARE APPROXIMATE & MAY VARY DUE TO BUILD ADJUSTMENTS			
SCALE	DWG SIZE	DRAWN BY	DATE
NONE	B	P. RINGER	10/2/2018
		APPROVED BY	
KME CUSTOM PUMPER			
HOWARD COUNTY FRS			
GSO#10988			

KME
RES GROUP
KME
ONE INDUSTRIAL COMPLEX - NESQUEHONING, PA 18240