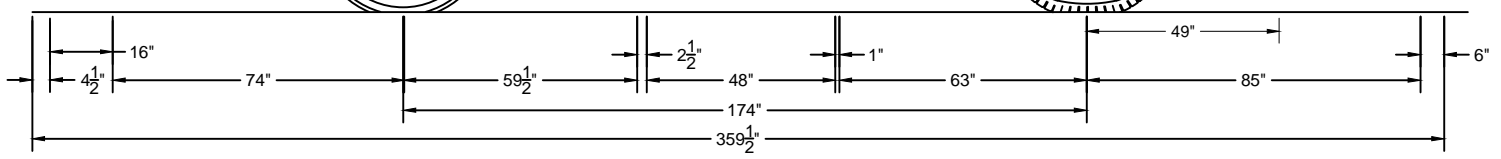
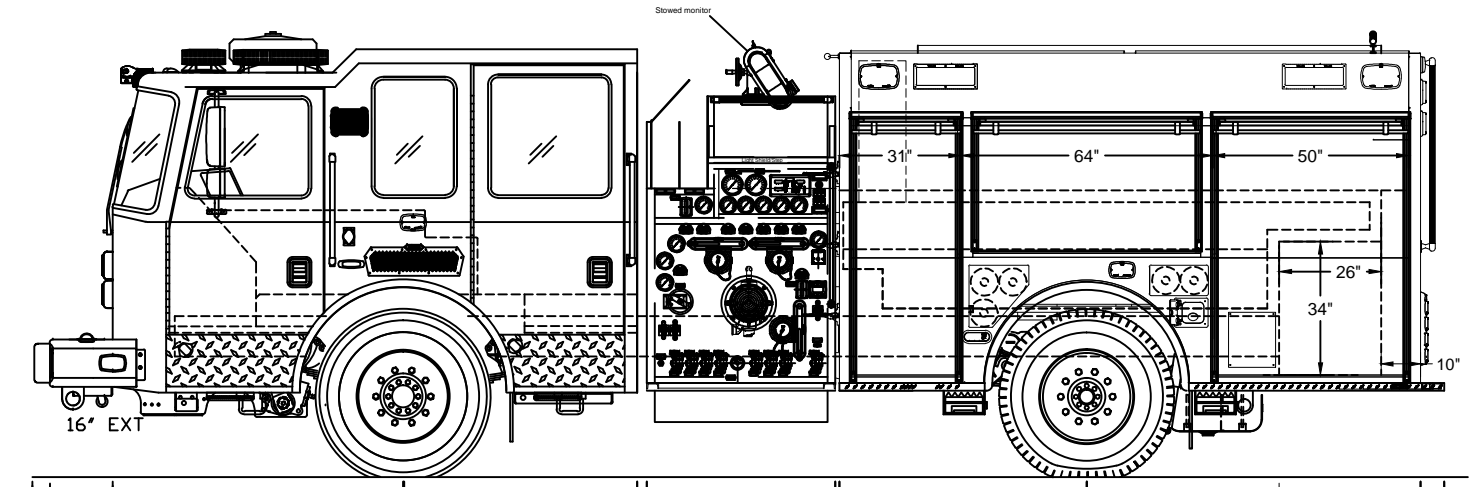

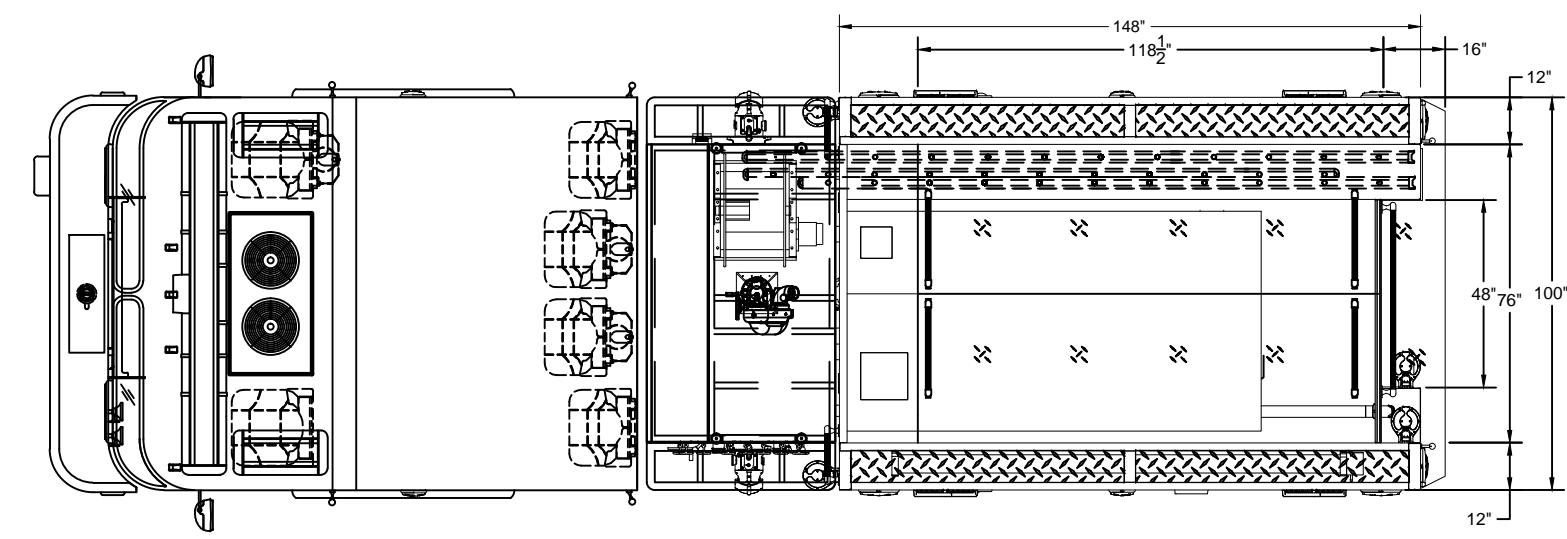
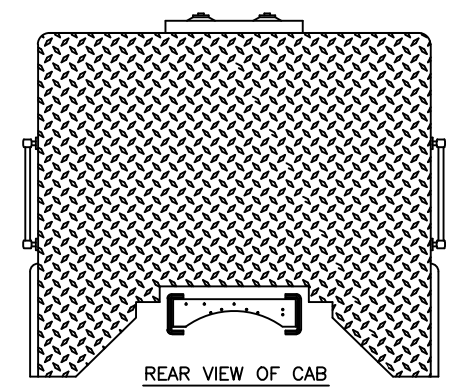
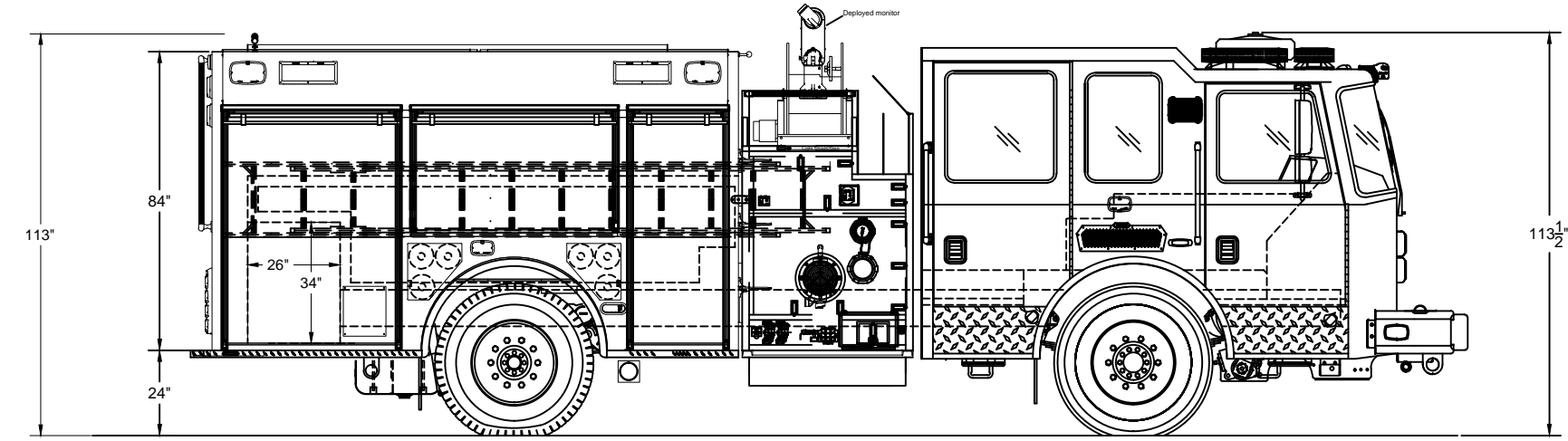
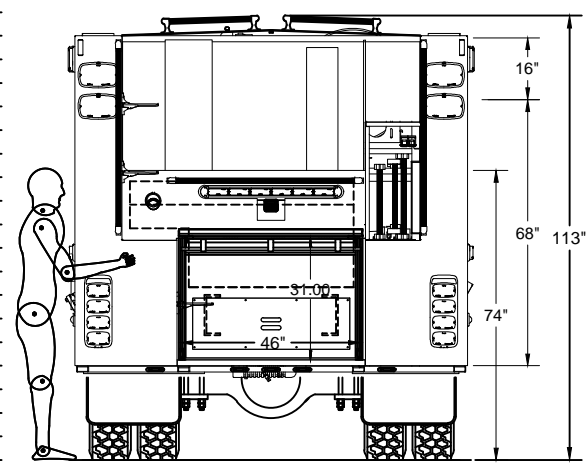


12'
11'-6"
11'
10'-6"
10'
9'-6"
9'
8'-6"
8'
7'-6"
7'
6'-6"
6'
5'-6"
5'
4'-6"
4'
3'-6"
3'
2'-6"
2'
1'-6"
1'
6"
0"



----- CHASSIS -----

CHASSIS: 100"W PREDATOR SEVERE SERVICE XMFD
CAB: 4 DOOR 6" RAISED ROOF
ENGINE: CUMMINS ISX12 450 HP
TRANSMISSION: ALLISON 4000EVS
FRONT AXLE: 20,000 LB
REAR AXLE: 24,000 LB

----- PUMP -----

PUMP: WATEROUS CSU 1500 GPM SINGLE STAGE
INTAKES
DRIVER SIDE: 6" & 2 1/2"
OFFICER SIDE: 6"
FRONT: N/A
REAR: N/A
DISCHARGES
DRIVER SIDE: (2) 2-1/2"
OFFICER SIDE: (1) 4" & (1) 2 1/2"
FRONT: (1) 1 1/2"
REAR: (1) 2 1/2" DS, SLEEVED
DECK GUN: (1) 3" OS DUNNAGE AREA
OTHER: (2) 1 3/4" CROSSLAYS
(1) BOOSTER REEL OS DUNNAGE AREA

----- TANK -----

TANK: POLY
WATER: 500
FOAM: 20
EXTRA FILLS: N/A
DUMPS: N/A

----- BODY -----

BODY TYPE: 148" FLAT BACK
MATERIAL: 12 GA GALVANEAL
COMPARTMENTATION
DRIVER SIDE: FULL HEIGHT/SPLIT DEPTH
OFFICER SIDE: FULL HEIGHT/SPLIT DEPTH
HOSEBED
DIVIDERS: TWO (2)
HOSE LOAD: 800' OF 4" HOSE
800' OF 2 1/2" HOSE
HI RISE PACK - 22"W X 12"H X 44"L

----- MISC. -----

GENERATOR: N/A
FOAM SYSTEM: FOAMPRO 2001

CUSTOMER APPROVAL:

NAME: _____
TITLE: _____
DATE: _____

THIS DRAWING IS A GENERAL CONFIGURATION AND MAY NOT NECESSARILY REFLECT ALL CONTRACTUAL REQUIREMENTS. CONTRACT SPECIFICATIONS SHALL PREVAIL OVER DRAWING.

SYM	DATE	REVISION DESCRIPTION	APP'D
C	10-31-16	REVISED PER BODY LAYOUTS	MPH
B	09-02-16	REVISED PER SPEC-R	MPH
A	08-15-16	REVISED	MPH

SALES ENGINEER : MARK P HIGGINS


KME KOVATCH
 KOVATCH MOBILE EQUIPMENT
 ONE INDUSTRIAL COMPLEX - NESQUEHONING, PA 18240

DIMENSIONS ARE APPROXIMATE & MAY VARY DUE TO BUILD ADJUSTMENTS
DATE: 06/13/2016 SCALE: 1"=24" DWG SIZE: D DRAWN BY: J.J.M. APPROVED BY: _____

KME CUSTOM PUMPER
ALHAMBRA FD, CA

GSO#10415-16