

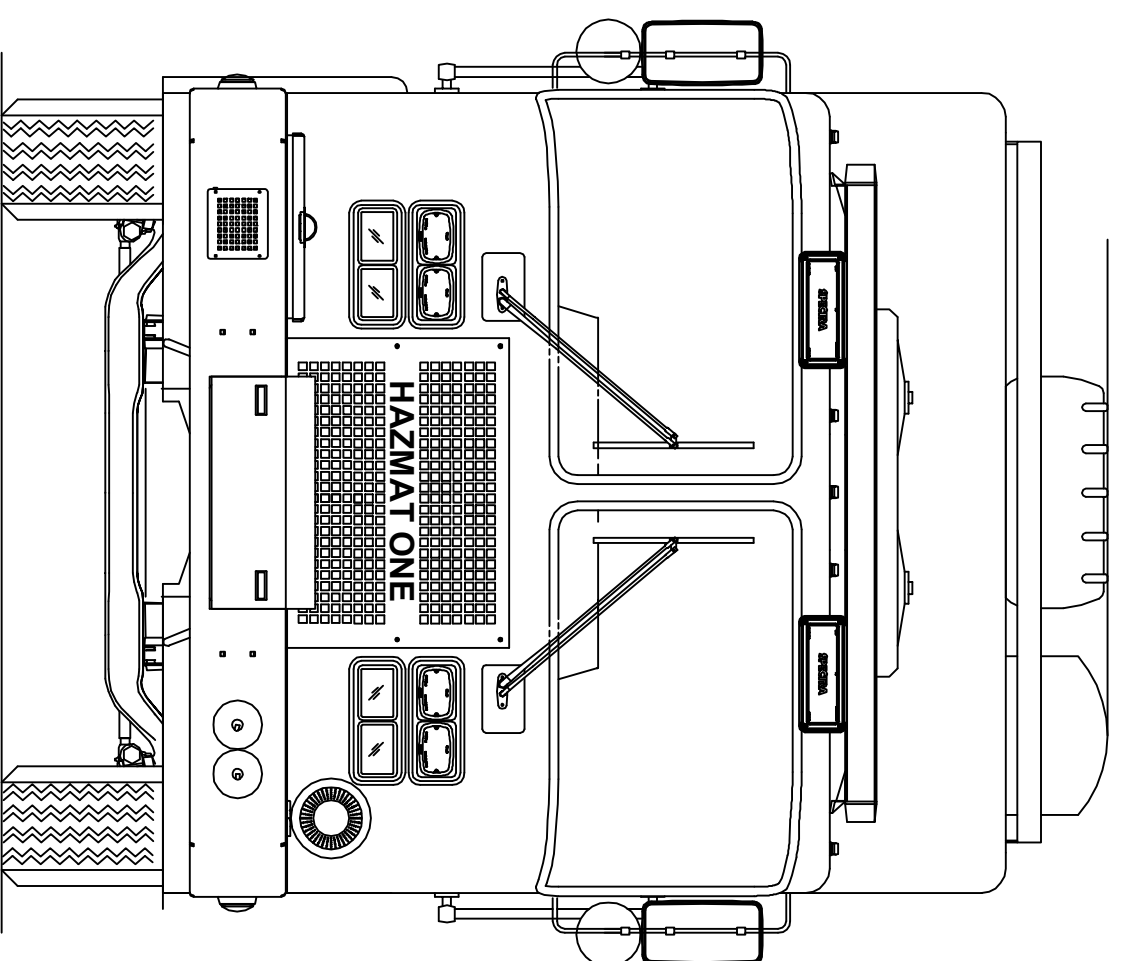
**COMPARTMENT INTERIOR DIMENSIONS**

COMP.	HEIGHT	WIDTH	DEPTH
L1/R1	72	49	29/TRANS
L2/R2	72	48	29/TRANS
L3/R3	72	48	TRANS
L4/R4	39	62	29
L5/R5	72	53	29
REAR	72	42	29/115

**COMPARTMENT DOOR DIMENSIONS**

COMP.	HEIGHT	WIDTH	TYPE
L1/R1	68	46	ROLL-UP
L2/R2	68	46	ROLL-UP
L3/R3	68	46	ROLL-UP
L4/R4	36	58	ROLL-UP
L4/R4	68	50	ROLL-UP
REAR	68	42	ROLL-UP

NOTE: ALL DIMENSIONS ARE MEASURED TO THE OUTSIDE UNLESS OTHERWISE NOTED.  
SEE SPECIFICATIONS FOR CAB SIZE OPTIONS.



**CHASSIS: KME PREDATOR**  
**CAB: 100" SEVERE SERVICE COMMAND CAB**  
**ENGINE: CUMMINS ISX12 500HP / ALLISON 4000EVS**  
**BODY: ALUMINUM 5 COMP. HEAVY DUTY**  
**GENERATOR: WESTERBEKE 20KW DIESEL WITH IPT**

**THIS DRAWING IS A GENERAL CONFIGURATION AND MAY NOT NECESSARILY REFLECT ALL CONTRACTUAL REQUIREMENTS. CONTRACT SPECIFICATIONS SHALL PREVAIL OVER DRAWING.**

**CUSTOMER APPROVAL:**

NAME: \_\_\_\_\_  
 TITLE: \_\_\_\_\_  
 DATE: \_\_\_\_\_

SYM	DATE	REVISION DESCRIPTION	APP'D
A	12/22/2014	PRECONSTRUCTION REVISIONS	JCM
B	1/12/2015	POST PRECON REVISIONS	JCM
C	08/06/15	REVISED DWG PER ENG BODY LAYOUTS	BMB

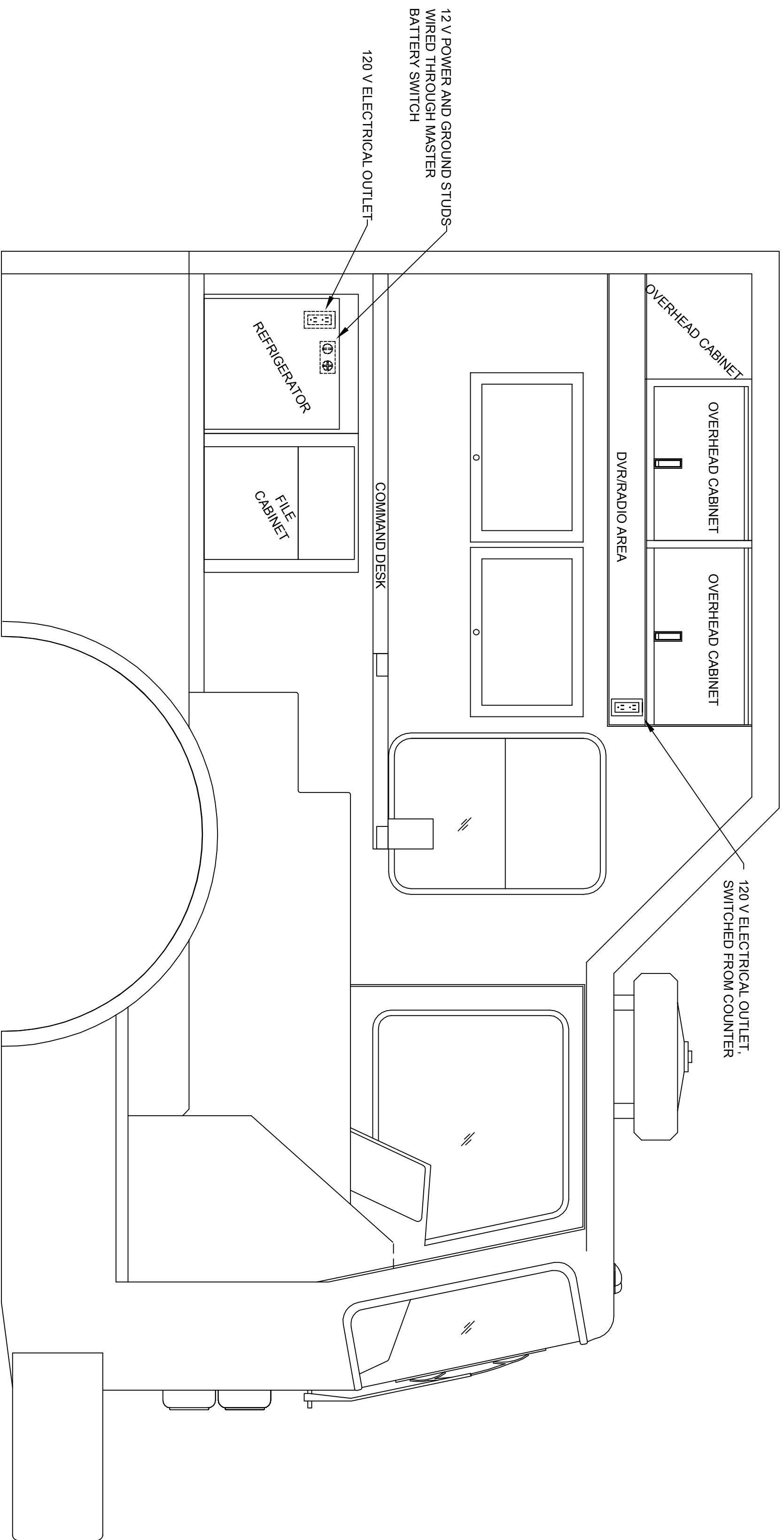
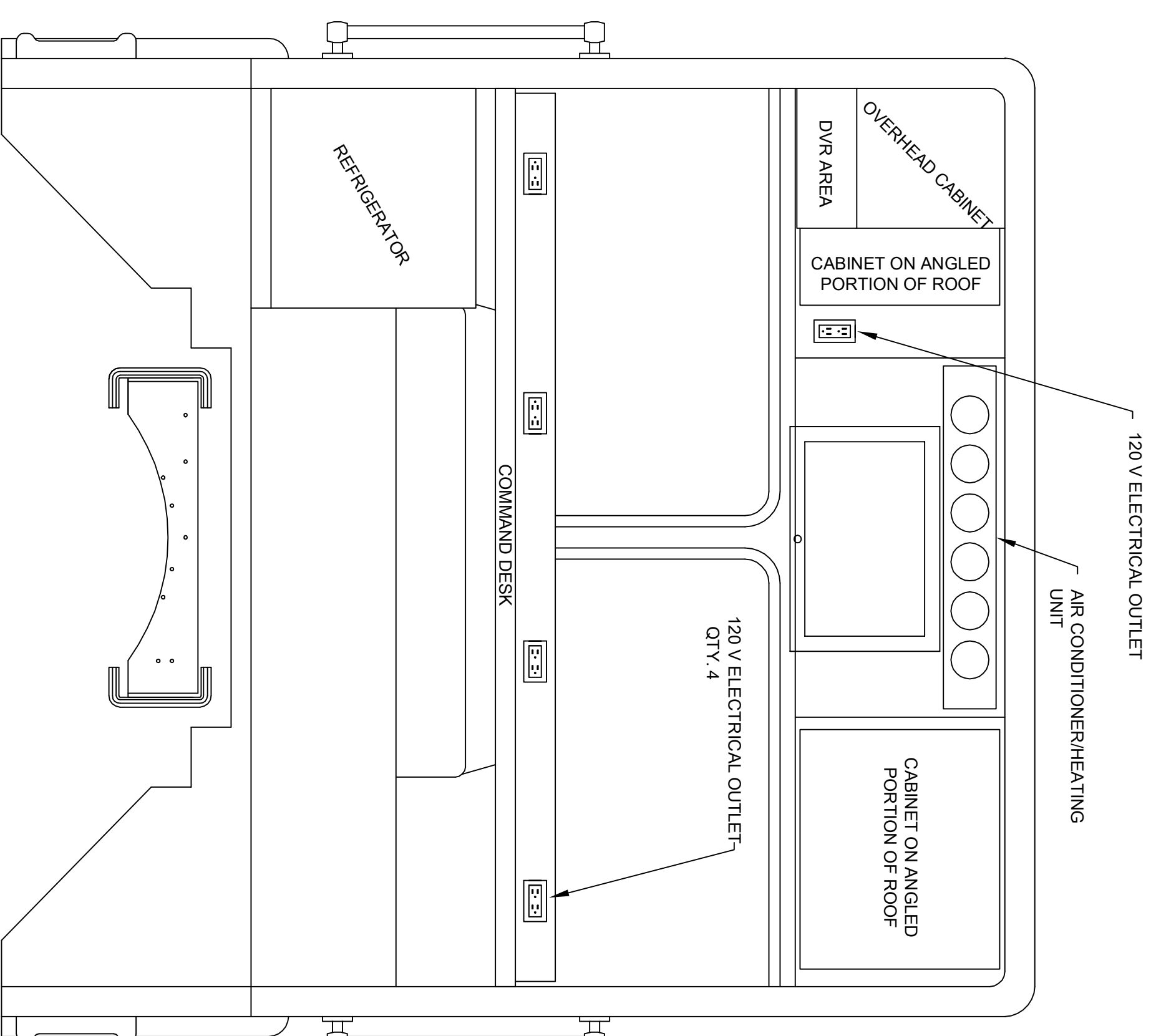
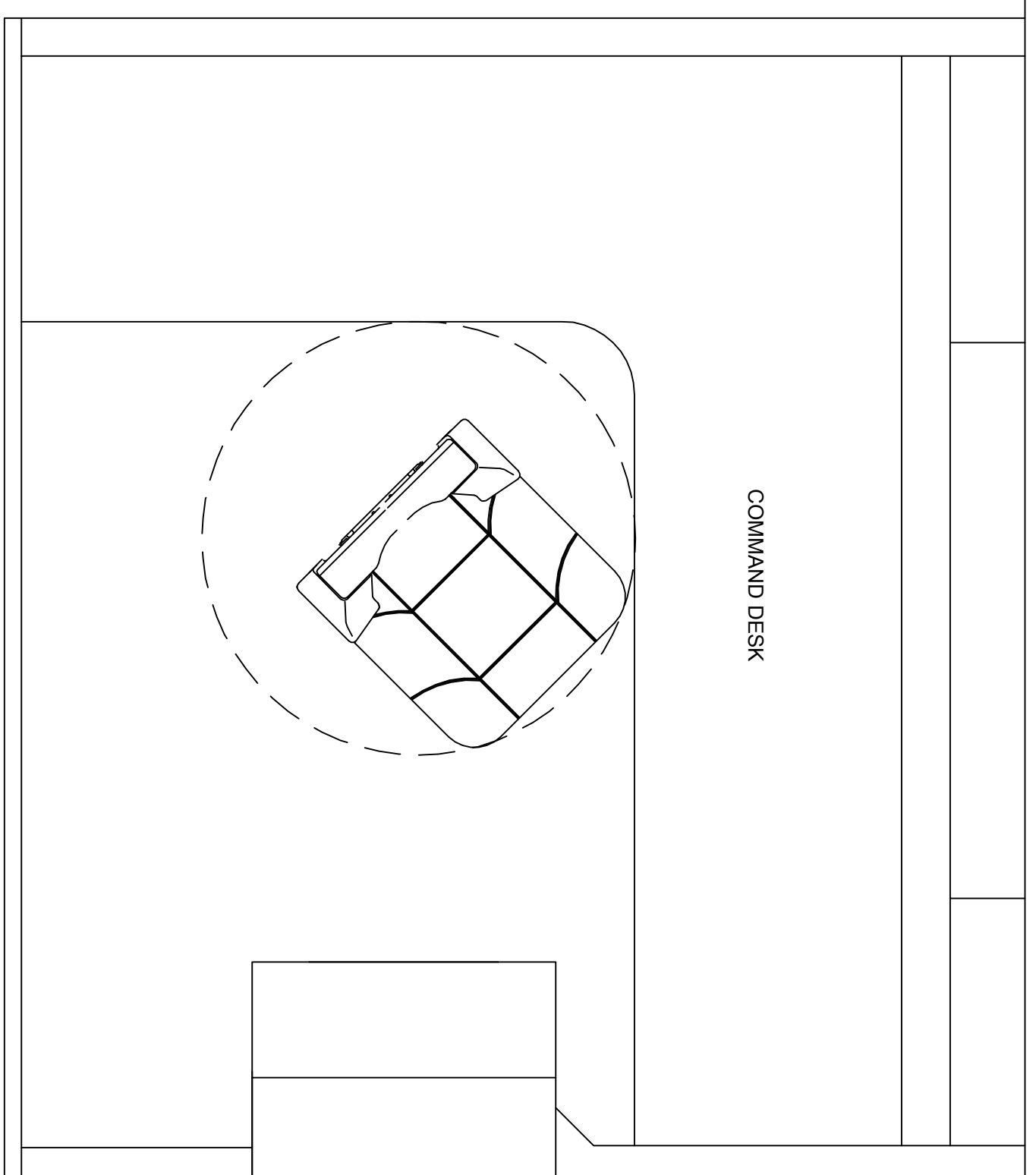
SALES ENGINEER : JAMES MACHING

**KME KOVATC H**  
 KOVATC H MOBILE EQUIPMENT  
 ONE INDUSTRIAL COMPLEX - NESQUEHUNING, PA 18240

DIMENSIONS ARE APPROXIMATE & MAY VARY DUE TO BUILT ADJUSTMENTS  
 SCALE 1"=24"  
 DATE 11/20/2014  
 DRAWN BY AY  
 APPROVED BY AY

**KME CUSTOM HEAVY RESCUE**  
**PHILADELPHIA HAZMAT**

**GSO # 9977**



CHASSIS: KME PREDATOR  
 CAB: 100" SEVERE SERVICE COMMAND CAB  
 ENGINE: CUMMINS ISX 500HP / ALLISON 4000EVS  
 BODY: ALUMINIUM 5 COMPT. HEAVY DUTY  
 GENERATOR: WESTERBEKE 20KW DIESEL WITH IKT

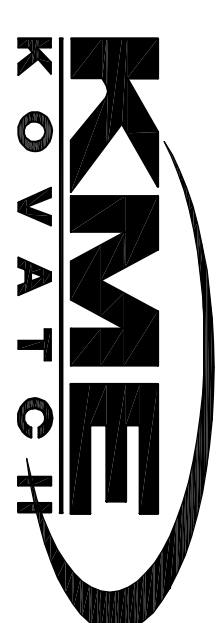
THIS DRAWING IS A GENERAL CONFIGURATION AND MAY NOT NECESSARILY REFLECT ALL CONTRACTUAL REQUIREMENTS. CONTRACT SPECIFICATIONS SHALL PREVAIL OVER DRAWING.

**CUSTOMER APPROVAL:**

NAME: \_\_\_\_\_  
 TITLE: \_\_\_\_\_  
 DATE: \_\_\_\_\_

SYM	DATE	REVISION DESCRIPTION	APP'D
C	08/06/15	REVISED DWG PER ENG BODY LAYOUTS	BMB
B	1/12/2015	POST PRECON REVISIONS	JCM
A	12/22/2014	PRECONSTRUCTION REVISIONS	JCM
SYM	DATE	REVISION DESCRIPTION	APP'D

SALES ENGINEER : JAMES MACHLING



KOVATCH MOBILE EQUIPMENT  
 ONE INDUSTRIAL COMPLEX - NESQUEHONING, PA 18240

DIMENSIONS ARE APPROXIMATE & MAY VARY DUE TO BUILD ADJUSTMENTS  
 SCALE 1"=84"  
 DATE 11/20/2014

KME CUSTOM HEAVY RESCUE  
 PHILADELPHIA HAZMAT

GSO# 9977