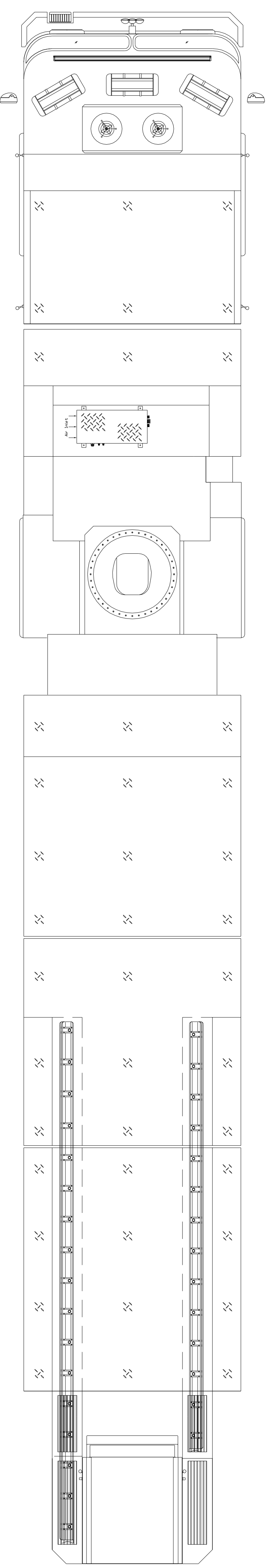
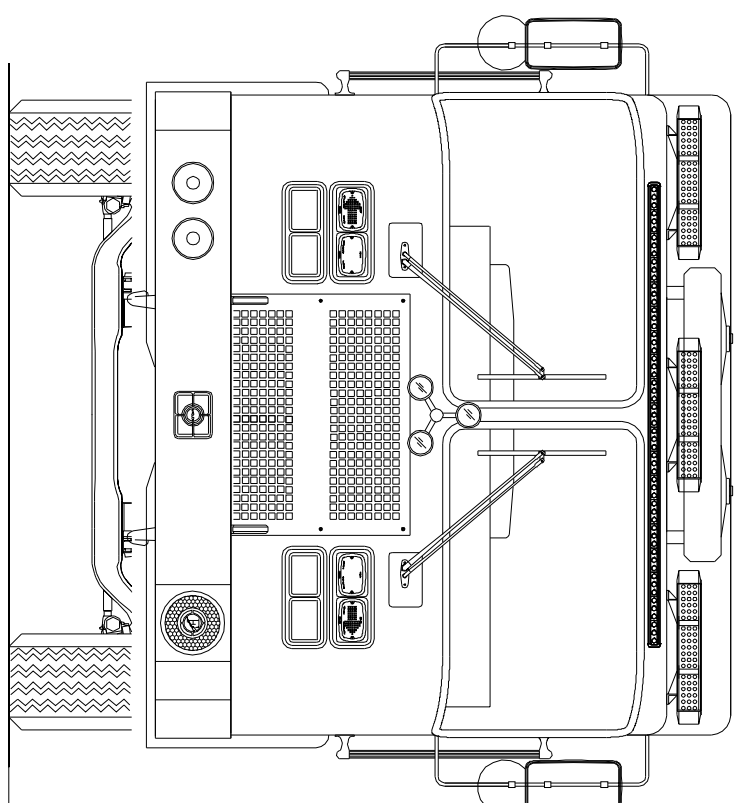


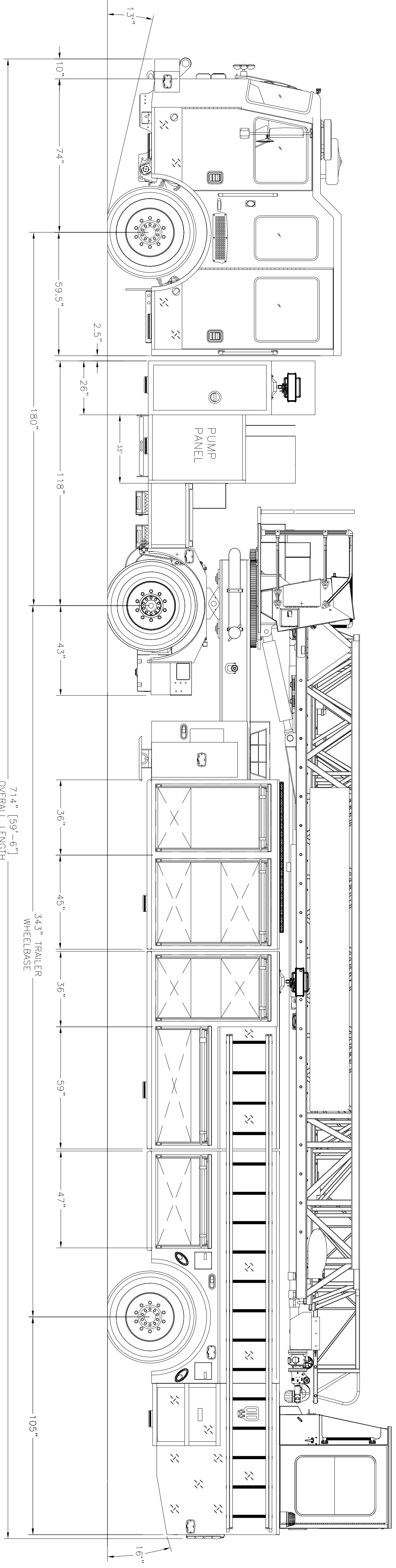
CAB INTERIOR LAYOUT



TOP VIEW



FRONT VIEW



DRIVERS SIDE VIEW

SPECIFICATIONS

CHASSIS: 100" SPACER SERVICE XMF 10" RAISED ROOF  
 ENGINE: CUMMINS ISX 12 500 HP w/ ENGINE BRAKE  
 TRANSMISSION: ALLISON 4500EVS 6-SPEED AUTOMATIC  
 FRONT AXLE: MERITOR MFS-20-133A-N-#231000  
 DRIVE AXLE: DANA S30-190R-#31000  
 TRAILER AXLE: MERITOR MFS-20-133A-N-#231000  
 PUMP: WATERLOUS CX 1500 GPM SINGLE STAGE PUMP  
 TANK: 300 GALLONS

NOTES

THIS DRAWING IS A GENERAL CONFIGURATION AND MAY NOT NECESSARILY REFLECT ALL CONTRACTUAL OBLIGATIONS


CUSTOMER APPROVAL

NAME: \_\_\_\_\_  
 TITLE: \_\_\_\_\_  
 DATE: \_\_\_\_\_

SYD	DATE	REVISION DESCRIPTION	APP'D
A	04/14/17	PRECONSTRUCTION REVISIONS	JCM

SALES ENGINEER : JAMES MECHLING

DIMENSIONS ARE APPROXIMATE & MAY VARY DUE TO BUILD ADJUSTMENTS  
 SCALE NONE  
 DWG SIZE D APPROVED BY P.HOHEGCHAK DATE 7-27-16  
 NORTH PENN VOL FIRE CO, PA  
 GSO 10578



KME  
 ONE INDUSTRIAL COMPLEX - MERSERQUENING, PA 18240