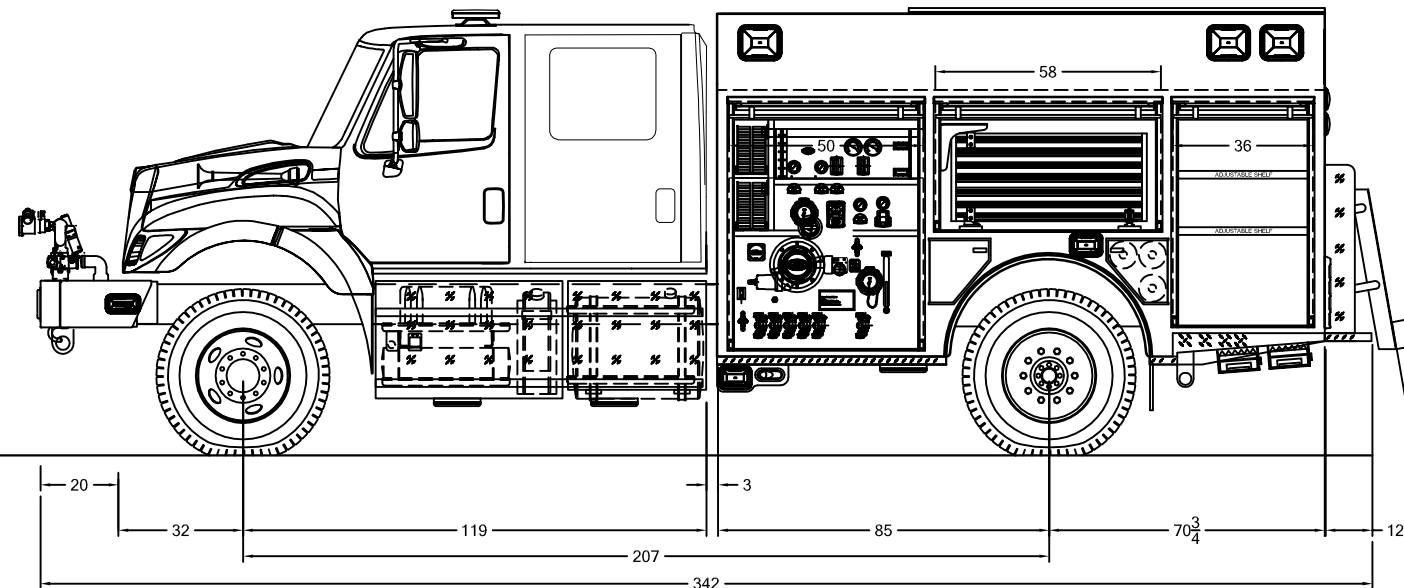
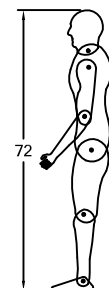
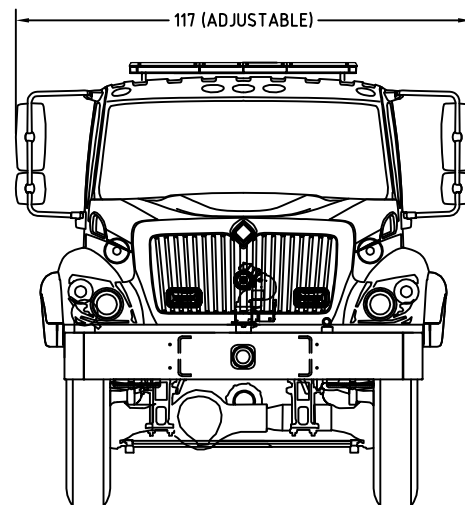
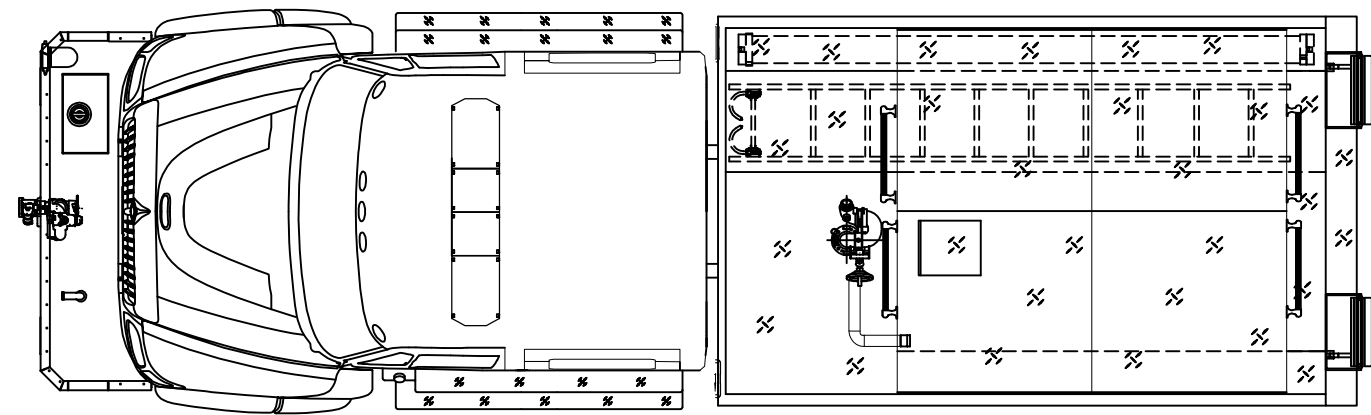


Notes:

1. Height dimensions may vary with loading.
2. Truck is capable of passing a 30 degree tilt table test under the expected loading



CAB: HV507 4X4 SFA 4 DR
 ENGINE & TRANS: CUMMINS L9 350 HP /ALLISON 3000 EVS
 AXLES: 14,000# FRONT/26,000# REAR
 PUMP: HALE INTERFACE PUMP SYSTEM (1500 GPM)
 WATER TANK: 800 GALLON POLY
 BODY TYPE: 156" 12 GA GALV RIDGERUNNER
 FOAM SYSTEM: FOAMPRO 1600

THIS DRAWING IS A GENERAL CONFIGURATION AND MAY NOT NECESSARILY REFLECT ALL CONTRACTUAL REQUIREMENTS. CONTRACT SPECIFICATIONS SHALL PREVAIL OVER DRAWING.

CUSTOMER APPROVAL:

NAME: _____
 TITLE: _____
 DATE: _____

SYM	DATE	REVISION DESCRIPTION	APP'D
C	03JUL2018	REV. PROPOSAL	JCM
B	28JUN2018	REV. PROPOSAL	JBB
A	5/4/18	REVISED PROPOSAL	JM
SALES ENGINEER : TBD			

DIMENSIONS ARE APPROXIMATE & MAY VARY DUE TO BUILD ADJUSTMENTS			
SCALE	DWG SIZE	DRAWN BY	DATE
NONE	B	JJM	2/8/2018
APPROVED BY JCM			
RIDGERUNNER INTERFACE			
GRANT COUNTY FIRE DIST. #3			
PROPOSAL			

